




# COCO sampling instructions

1



Acquire filter sample box and eDNA machine box

2



Set up machine by attaching tubing to the bottle and battery cords

3



Set up filters, beads, envelopes, and gloves in an accessible location

4




Wearing clean gloves, label bag sticker. **Note:** stickers look different than pictured here

5



Open filter housing bag

6



Filter housing bag contents

7



Remove the filter housing by its **black** side and attach the snorkel to the **beige** side

8




Attach tubing to black end of filter housing (ensuring snorkel doesn't touch anything)

9



You are ready to sample! Head to the water with your sampling buddy

10



Keep machine level and submerge snorkel in the water. Turn machine on to begin filtering

11



Once water reaches red inversion line (see step 2), invert filter and run machine for 20 seconds

12



Turn off machine and return to shore before detaching snorkel

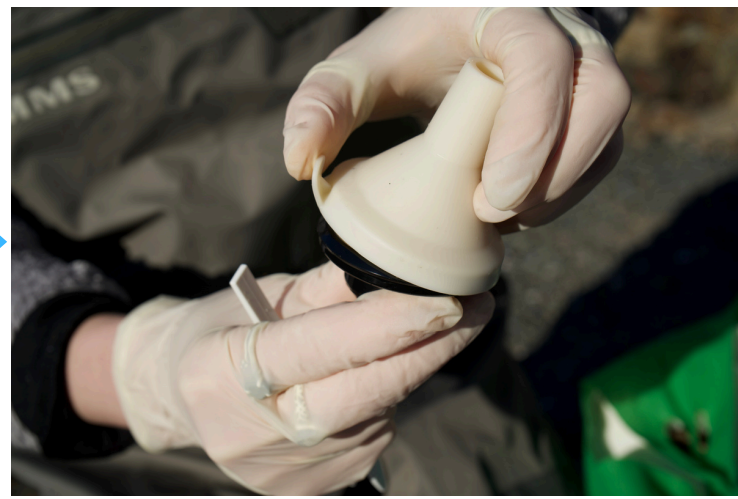
# COCO sampling instructions

13



Disconnect tubing from **black** side of filter housing

14



With **black** end facing down, open filter housing using the tab on the beige side

15



Set **black** side of filter housing into **beige** side (optional, alternatively set beige side aside)

16



Using tweezers, pick up the filter

17



Place filter into envelope. Fold top down to seal

18



Put envelope with filter into labeled filter housing bag

19



Add dessicating silica beads to the filter bag and seal shut. **Record final water volume filtered**

20



Place used filter housing bag with sample into the return shipping box

21



Dump out water > 1m from sampling site. Repeat steps 3-21 twice more for a total of **3** replicate eDNA samples

22



Allow snorkel and filter housings to dry. Place them and empty bead tubes into the return shipping box alongside the filter bags

23



Allow eDNA machine to dry before returning machine box and all contents to community home

Please also fill out the provided metadata sheet and include it in the return shipping box

Drop off return shipping box of filtered samples to nearest Canada Post within **one week of sampling**

If you have any questions about this protocol please reach out to [samantha.beal@dal.ca](mailto:samantha.beal@dal.ca)

**Thank you so much for being a part of COCO!**